



PANEL CLEARANCE

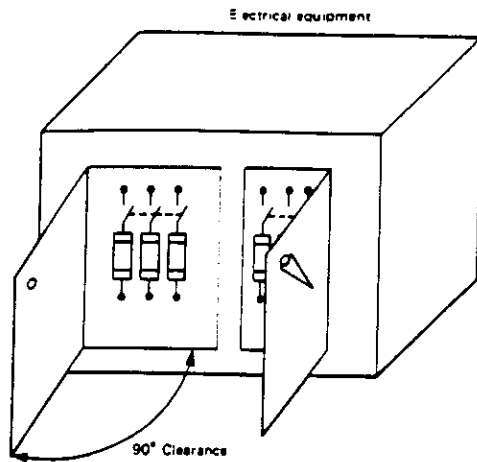


Figure 110-10. Equipment doors are required to open a full 90° to ensure a safe working space.

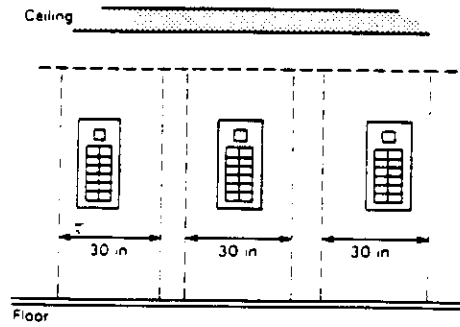
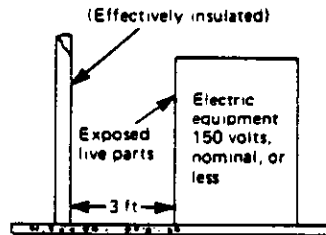
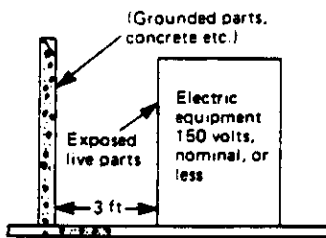


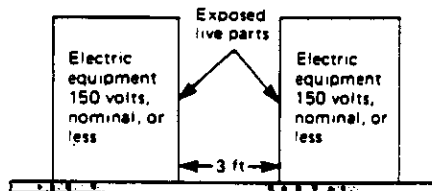
Figure 110-11. The 30-inch wide front working space is not required to be directly centered on the electrical equipment where it can be assured that the space is sufficient for safe operation and maintenance of such equipment.



Condition 1. Space would remain at 3 feet for 151-600 volts.



Condition 2. Space would increase to 3 1/4 feet for 151-600 volts.



Condition 3. Space would increase to 4 feet for 151-600 volts.

Figure 110-12. Distances are measured from the live parts if such are exposed or from the enclosure front if live parts are enclosed.