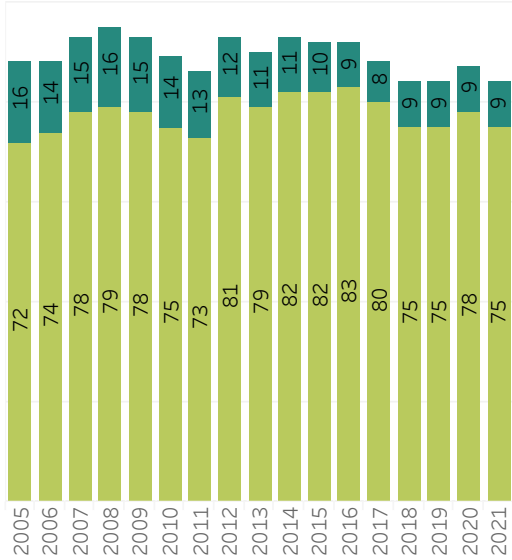


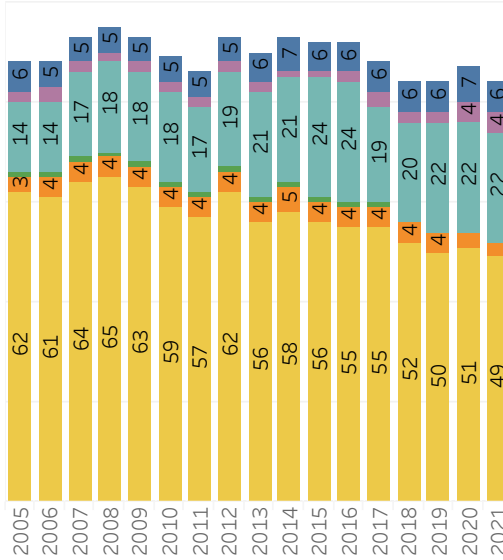


# OFFICER DEMOGRAPHICS (2005 - 2021): ALL RANKS

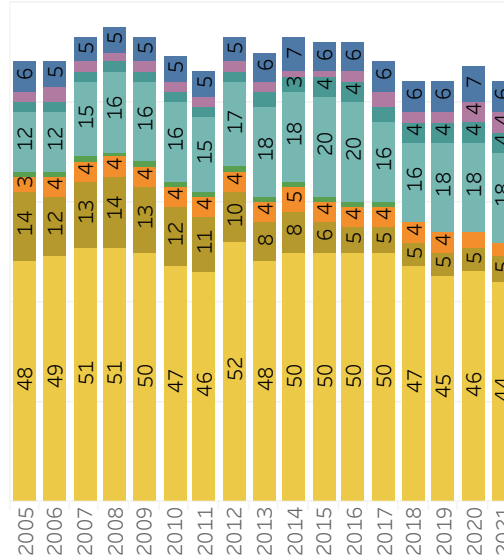
SEX



RACE



RACE AND SEX



Sex

- FEMALE
- MALE

Race

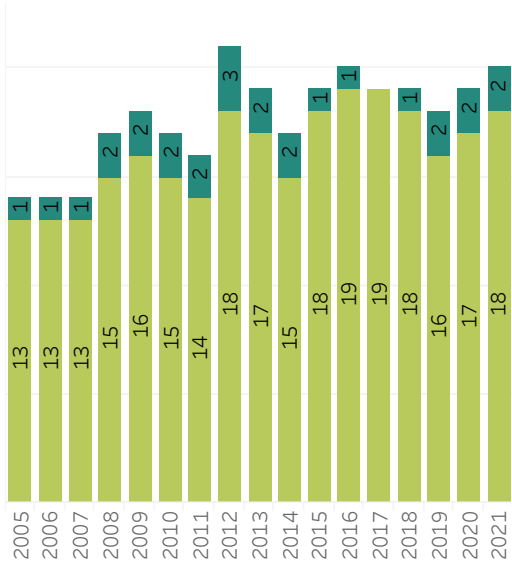
- ASIAN
- BLACK
- HISPANIC
- PACIFIC ISL
- TWO OR MORE
- WHITE

Race, Sex

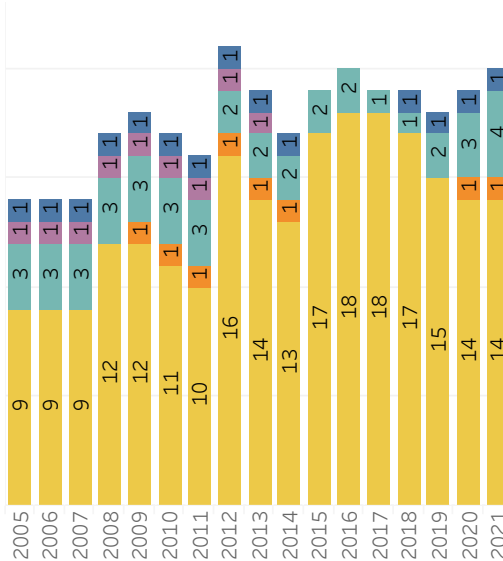
- ASIAN, MALE
- BLACK, MALE
- HISPANIC, FEMALE
- HISPANIC, MALE
- PACIFIC ISL, MALE
- TWO OR MORE, MALE
- WHITE, FEMALE
- WHITE, MALE

# UPPER RANKS (SERGEANT, LIEUTENANT, CAPTAIN, DEPUTY CHIEF, CHIEF)

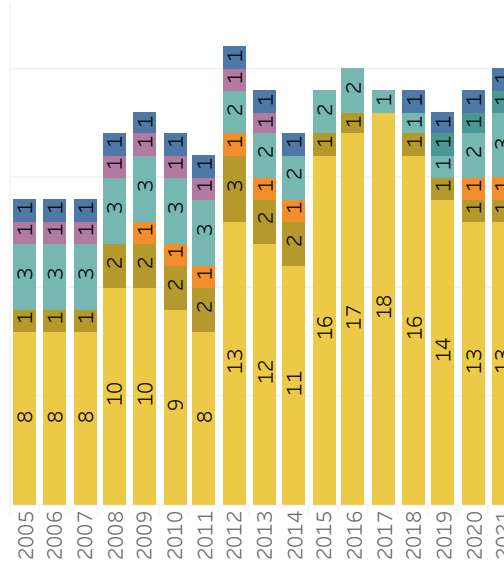
SEX



RACE



RACE AND SEX



All Ranks Annual Average by Sex:

FEMALE	13%
MALE	87%

Upper Ranks Annual Average by Sex:

FEMALE	9%
MALE	91%

All Ranks Annual Average by Race (Grouped):

POC	36%
WHITE	64%

Upper Ranks Annual Average by Race (Grouped):

POC	23%
WHITE	77%

3 Sergeants' promotion year is unknown, they are shown in "All Ranks", but not represented in "Upper Ranks". All are white and male; all retired by 2008/2009.