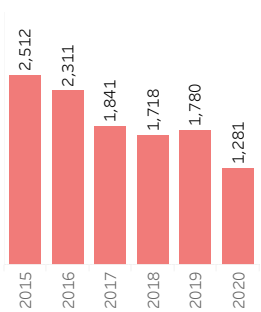


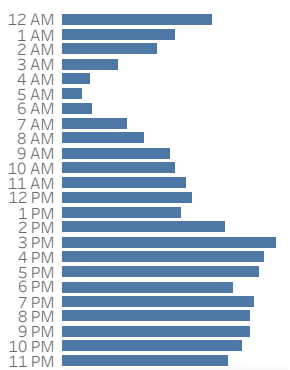
RCPD Arrests (2015 - 2020): 11478 Arrests (demographics describe the person(s) arrested)

Arrest by Year

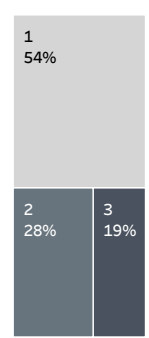


An average of 5.2 arrests per day during this time

Arrest Time



Offenses Charged With



Arrest 1st Offense Charged: Top 10

Warrant Arrest - Misdemeanor..	1,810	16%
Public Intoxication	991	9%
Possession of Illegal Narcoti..	923	8%
Petty Theft (less than \$950) ..	781	7%
Driving under the Influence -..	734	6%
Possession of Illegal Drug Pa..	575	5%
Warrant Arrest - Felony	448	4%
Driving on a Suspended Licen..	418	4%
Delay, Resist, or Obstruct an..	312	3%
Domestic Violence - Felony	302	3%

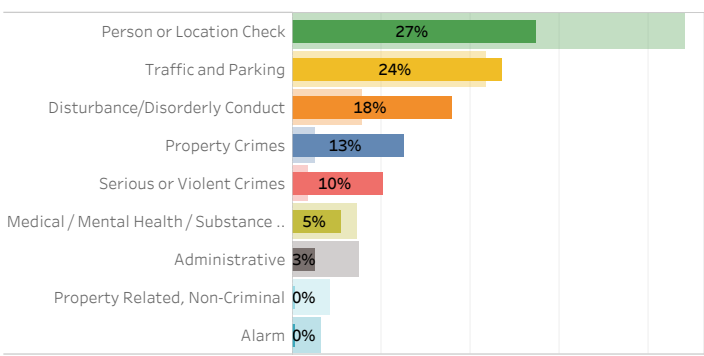
Arrest Incident Source



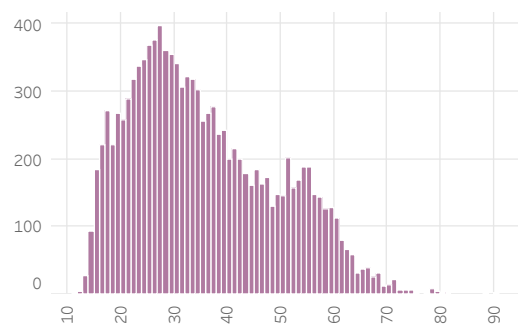
Arrest Incident Subtype Top 15

Person Stop	1,653	15%
Traffic Stop	1,458	13%
Disturbance	1,380	12%
Shoplift	669	6%
Disorderly Conduct	483	4%
Driving Under the Influence	438	4%
Occupied Suspicious Vehicle	393	4%
Suspicious Person	322	3%
Petty Theft	321	3%
Welfare Check	299	3%
General Call for Service	244	2%
Warrant Service Attempt	203	2%
Drug Activity	159	1%
Attempt to Contact Witness	159	1%
Domestic Violence	365	3%

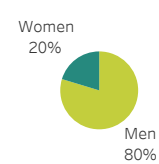
Incident Type: Arrest Incident (full color) v All RCPD Activities (semi-transparent)



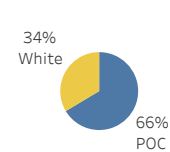
Age at Arrest (average age at arrest: 35)



Gender



Arrest Race (Grouped)



Arrest Race Detailed

Race	Arrests	% of Total	% of City Pop
Hispanic	5,457	48%	38%
White	3,834	33%	56%
Black	1,242	11%	2%
Other	415	4%	19%
Asian	236	2%	14%
Pacific Islan..	211	2%	1%
Unknown	57	0%	*
American In..	26	0%	1%

Notes on the data: 35 arrests are missing date/time information (which affects age data), and 272 arrests are missing incident information. 80 incidents involve multiple arrests.